



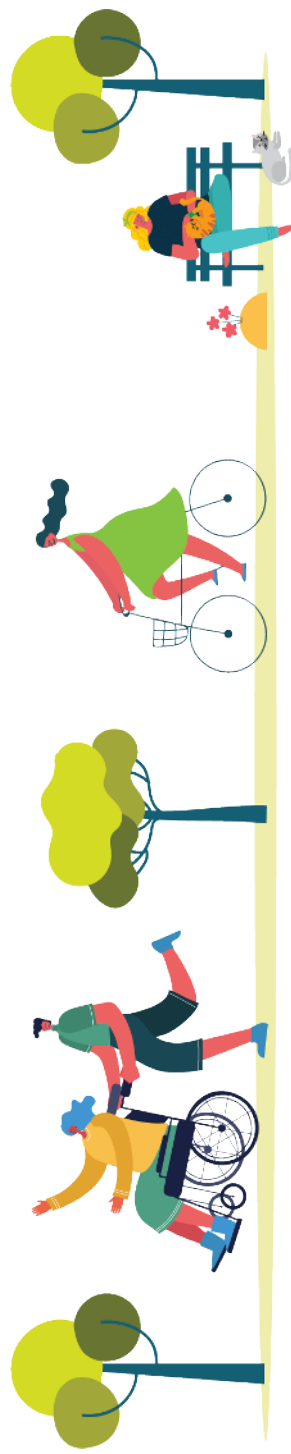
ASLA

WISCONSIN

DESIGN A PARK COLLAGE

Imagine you are a Landscape Architect designing the most exciting new park in Wisconsin! Think about the following questions carefully as you create your vision for the park.


Grab 1-2 images as you answer each question. At the end, you will have all the materials you need to collage your award winning park masterpiece!



SET THE SCENE: Where will your park be located? (city, forest, lakefront, schoolyard)



SET THE SCENE: How will people get to the park? (car, bicycle, scooter, skateboard, bus, foot)




SET THE SCENE: Who will you take with you to the park? (parent, guardian, grandparent, sibling, friend, dog)




SET THE SCENE: People are not the only ones who will enjoy your park. What animals or insects might you see? (squirrel, rabbit, bird, bee)



CREATE A PLAN: When people visit the park, where will they play? (playground, open lawn, beach, skate park)





CREATE A PLAN: Will there be a place to splash? (splash pad, pool, beach)



CREATE A PLAN: What about a place to climb? (rock wall, rope structure, nature play logs)



CREATE A PLAN: When people get tired, where will they relax? (under a tree, on a bench, in a hammock, on a picnic blanket)



CREATE A PLAN: Your park will be such a hit that there will be big events. What will they be? (sports games, music nights, farmers markets)





ASLA

WISCONSIN

BUILD YOUR PARK

Create your collage with all your park pictures. Use markers, stamps, and stickers to decorate.

Before your park opens, you must think of a name! **What is your park called?**

Imagine you are a **Landscape Architect** and you have just designed the most exciting new park in Wisconsin. Everyone in the community is so happy and they love playing there. **Write 3 words to describe your park.**

