

MAP
LEGEND

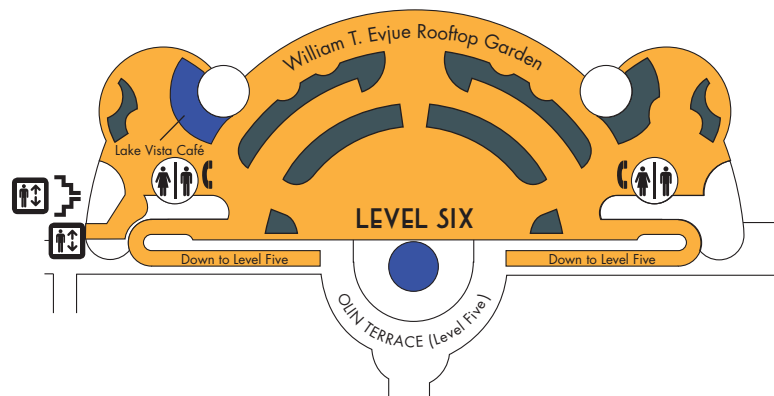
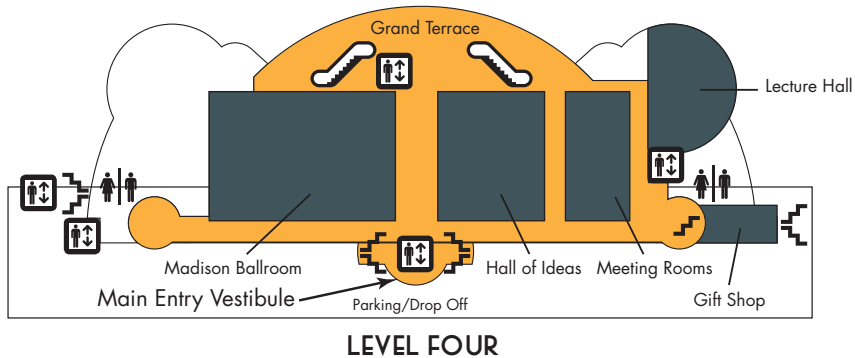
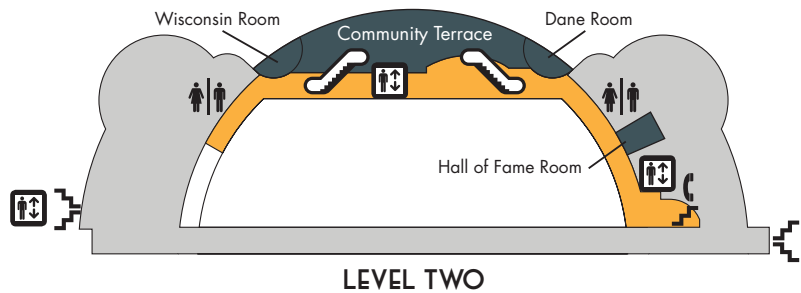
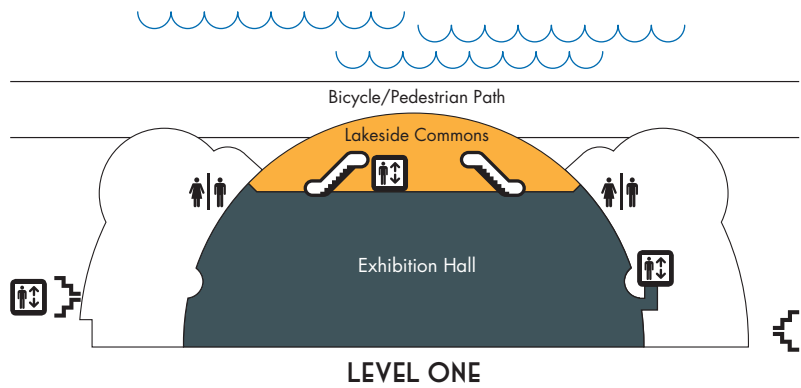
 Escalators

 Restrooms


 Stairways

 Elevators

 Telephone



GENERAL INFORMATION
608.261.4000

 TTY
771 (local) or
800.947.3529

 FAX
608.261.4049




ONE JOHN NOLEN DRIVE MADISON, WISCONSIN 53703

www.mononaterrace.com

The name Frank Lloyd Wright is a registered trademark of the Frank Lloyd Wright Foundation, Scottsdale, AZ. Publicity rights to Wright's name also belong to the Frank Lloyd Wright Foundation. Used with Permission. Brochure ©2018 Monona Terrace Community & Convention Center

ACCESSIBILITY GUIDE



MONONA TERRACE®

A PUBLIC PLACE BY FRANK LLOYD WRIGHT

The Frank Lloyd Wright-designed Monona Terrace Community and Convention Center is located in the heart of Madison’s vibrant downtown on the shore of Lake Monona. The spectacular multilevel structure features public promenades and meeting rooms with striking lake views.

Frank Lloyd Wright originally proposed a design for the Monona Terrace Community and Convention Center in 1938. His architectural vision for the City of Madison – a curvilinear gathering place that would link the shore of Lake Monona to the State Capitol – has now been realized. With interior reconfigured by Taliesin Architects, Wright’s successor firm, Monona Terrace spans ninety feet out over shimmering waters, incorporating thoroughly modern technology and amenities with the architect’s signature organic design.

The staff at Monona Terrace Community and Convention Center has an ongoing commitment to make the building accessible for everyone. We encourage your questions or comments!

■ PARKING

Monona Terrace parking is accessible from Levels Three, Four, and Five. Enter the parking ramp from John Nolen Drive, or West Wilson Street, just south of Carroll Street and Martin Luther King Jr. Boulevard. Accessible parking meters are available from the drive-through/drop-off lane at either end of the building. Accessible parking stalls are located on the lower level of the parking structure in front of the Level Three entrance. Curb cuts are located in close proximity to accessible parking and make travel to the building convenient for people who use wheelchairs.

■ ENTRANCE ACCESSIBILITY

There are power-assisted doors at all Monona Terrace entrances. Wheelchairs are available free of charge at the Information Booth on Level Four right inside the main entrance.

■ WHEELCHAIR ACCESSIBILITY

All spaces in Monona Terrace are accessible. In addition, all room setups can be arranged to accommodate wheelchair accessibility.

■ ELEVATORS AND ESCALATORS

All levels inside the building are accessible by elevator and/or escalator. An exterior bicycle elevator located on the east end of the building allows access to the bike path and Olin Terrace (street level - Level Five).

■ SIGNAGE

Once inside Monona Terrace you will notice Braille and large-print signs throughout the building. The Madison Ballroom, Exhibition Hall and all meeting rooms have signage just outside the doors.

■ SERVICE ANIMALS

Monona Terrace acknowledges and follows all ADA guidelines regarding aid companions. Trained service animals are permitted with proper supervision.

■ ASSISTIVE LISTENING DEVICES

For patrons with hearing impairments, assisted listening device capability is available in the Exhibition Hall, all meeting rooms, the Madison Ballroom and the Lecture Hall. For assistance, contact the Administration Office.

■ RESTROOMS

Public restrooms are on Levels One, Two and Four on the ends of the east and west corridors. Level Six, the rooftop, also has accessible restrooms on both the east and west ends. Women’s, men’s and unisex/family restrooms are all accessible.

■ WATER FOUNTAINS AND VENDING MACHINES

Accessible water fountains are located near the restrooms in the east and west corridors on Levels Two and Four, in the Exhibition Hall, and on both ends of Level Six, the rooftop. Vending machines are located on the west end of Levels Two and Four for additional cold drink options.

■ TELEPHONES

Accessible pay phones are located on Level Two and Level Six, the rooftop.

■ ATM MACHINE

An automated teller machine with Braille legends is located on Level Four near the vending machines.

