

name(s)

date

Content Focus

- Built Environment 2 (Function, Form)
- Art (Elements of Design)

Architecture 101

Function and Form: Activity #1

Look carefully at the buildings below and come up with answers to the questions.




What type of building is this?

What is its **function**? (What is it used for?)

How do you know?

Circle the parts or elements that give you clues to its function.




What type of building is this?

What is its **function**? (What is it used for?)

How do you know?

Circle the parts or elements that give you clues to its function.



What type of building is this?

What is its **function**? (What is it used for?)

How do you know?

Circle the parts or elements that give you clues to its function.




What type of building is this?

What is its **function**? (What is it used for?)

How do you know?

Circle the parts or elements that give you clues to its function.





S.S. NOMA INC

RISH? Linens

CURTAIN







