

Things you do every day...









4340

SEQUOYA BRANCH LIBRARY

CLOSED
THRU Nov. 24
8 PM, Nov. 25

AUTOMATIC
DOOR

NOISE
REGISTERED TO
YOUR PHONE
FOR YOUR
PROTECTION

Entrance 2477



... are made possible by the City of Madison.



Drinking Water



[Madison Water Utility](#)

Walking Down the Sidewalk



Engineering

- Street design, construction
- Sidewalks
- Storm sewers
- Sanitary sewers

Playing at the Park



[Parks Department](#)

Taking Out the Trash



Streets

- Trash and recycling collection
- Street sweeping
- Leaf collection
- Snow plowing
- Pothole filling (fixing the street)

Going to the Library



[Madison Public Library](#)

The City of Madison spends money
through its budget.

What does the City spend the most on?

Public Safety

Fire Department

Police Department

Public Health

How much money does the
City spend on Fire, Police and
Public Health?

Public Safety

42% of the Total Budget (2016)

\$121,011,861



Madison Fire Department
\$48,706,390



Madison Police Department
\$67,512,205



Public Health
\$4,793,266

Emergency

911



Madison Fire Department



[Madison Fire Department](#)

Madison Fire Department



- Fighting fires
- Paramedics (ambulance)
- Lake rescue
- Heavy urban rescue
- Safety inspections
- Safety education

Madison Police Department



[Madison Police Department](#)



- Crime prevention
- Crime enforcement
- Patrol officers
- Detectives
- Traffic enforcement
- Respond to calls
- Community policing
- Crossing guards

Madison Police Department

Five districts:

- Central
- North
- East
- South
- West

Soon to be added:
Midtown



Special Units:

- K-9 (dogs)
- Mounted Patrol (on horses)
- Gang Unit
- SWAT Team

Public Health



- Disease prevention and control
- Immunizations
- Food protection
- Restaurant inspections
- Air quality
- Water quality
- Active living

[Public Health Madison & Dane County](#)



One Street, Three Agencies



Engineering

- Design
- Construction

Streets

- Maintenance
- Fixing
- Snow plowing
- Street Sweeping

Traffic Engineering

- Design
- Traffic Signals
- Signs
- Markings

Snow Plowing Streets



Some other important things the City does, A to Z

- Assessor
- Attorney
- Building Inspection
- Civil Rights
- Clerk
- Economic Development
- Finance
- Human Resources
- Information Technology
- Metro Transit
- Planning
- Treasurer
- Zoning

Assessor

- Keeps track of all property in the City.
- How much is property worth?
- Determines the amount of tax on the property.

How much is the Hilledale Shopping Center worth?
How much taxes do they pay?



[Assessor](#)

Property Search Results: Property Details

ADDRESS

702 N Midvale Blvd

PARCEL NUMBER

070920121012

Property Details

Sale/Conveyance Details

Legal Description

Tax Details

Special Assessment

New Property Search

Owner(s)

HILLDALE SHOPPING
CENTER
LLC

33 BOYLSTON ST STE
3000
CHESTNUT HILL, MA
02467

Related Details

[Pay Taxes Online](#)

[Sales for this Area](#)

[Refuse Collection](#)

- [District: 10B](#)
- [Schedule PDF](#)

School Details

[District: Madison](#) 

- [Van Hise](#)
- [Hamilton](#)
- [West](#)

City Hall

[Aldermanic District: 11](#)
[Ald. Tim Gruber](#)

[Print/Save PDF of Property Details](#)

[Print/Save PDF of All Parcel Information](#)

[Print Tax Receipt](#)

Property Value

Information current as of 11/30/16 01:00AM

Assessment Year	Land	Improvements	Total
2015	\$12,130,700	\$25,313,900	\$37,444,600
2016	\$12,130,700	\$33,750,300	\$45,881,000

2015 Tax Information

[2015 Tax Details](#)

[Pay Property Taxes](#)

Net Taxes:	\$906,626.21
Special Assessment:	\$0.00
Other:	\$0.00
Total:	\$906,626.21

Property Information

Property Use:	Shop center regional	Property Class:	Commercial
Zoning:	PD PDF	Lot Size:	1,241,172 sq ft
Frontage:	829 - N Midvale Blvd	Water Frontage:	NO
TIF District:	0	Assessment Area:	9924

Commercial Building Information

[Commercial Property Record](#)

Attorney



- Prosecute violations of City's laws (ordinances)
- Help with writing (drafting) changes to ordinances
- Represent the City in court
- Provide legal advice

City Attorney Michael May

[City Attorney's Office](#)

Building Inspection

- Inspect (look at) buildings to make sure they are safe and kept in good shape
- Inspect new construction to make sure it has been done correctly
- Make sure that weights and measurements are accurate
- Zoning



[Building Inspection](#)

Civil Rights



- Help people with disabilities and make sure they can get in and out of buildings
- Make sure all people have opportunities for jobs and services
- Make sure all companies doing business with the City are fair in hiring people
- Increase awareness of rights and responsibilities
- Investigate complaints of discrimination

[Department of Civil Rights](#)



Toriana Pettaway, City of Madison Equity Coordinator
AKA Ashton's Mom

Clerk



- Elections, voting
- Licenses, permits
- Meeting notices and agendas

[City Clerk's Office](#)

Economic Development

- Business growth
- Create jobs



[Economic Development](#)

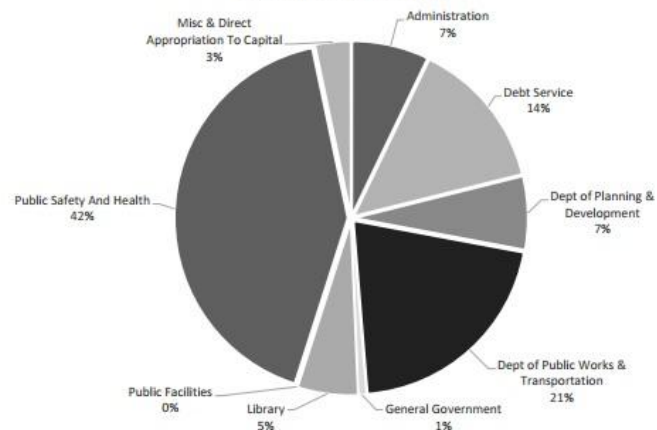
Finance

- Helps prepare the budget (how the City spends money)
- Tracks City spending
- Gives advice on City finances

EXPENDITURE SUMMARY BY FUNCTION

Function	2014 Actual	2015 Adopted	2015 Projected	2016 Request	2016 Executive	2016 Adopted
Administration	19,040,345	19,392,809	18,724,568	19,974,303	20,570,650	20,809,327
Debt Service	37,027,412	37,669,343	37,671,966	40,635,303	40,635,302	40,476,749
Dept of Planning & Development	19,202,320	19,865,566	19,205,176	19,048,474	19,713,648	19,761,403
Dept of Public Works & Transportation	61,174,585	62,488,724	61,754,148	65,667,210	60,633,598	60,207,745
General Government	1,966,326	1,800,565	1,743,080	1,924,938	1,924,938	1,894,410
Library	14,513,083	15,453,333	15,273,840	15,918,304	16,078,171	16,288,836
Public Facilities	-	-	(87,276)	-	-	-
Public Safety And Health	114,149,313	119,011,054	117,504,681	120,037,321	120,893,853	121,011,861
Misc & Direct Appropriation To Capital	7,970,990	7,972,433	8,079,980	9,049,407	9,093,965	9,607,102
Total	\$ 275,044,374	\$ 283,653,827	\$ 279,870,163	\$ 292,255,260	\$ 289,544,125	\$ 290,057,433
Anticipated General Fund Lapse	-	(550,000)	(550,000)	(550,000)	(550,000)	(550,000)
TOTAL EXPENDITURES	\$ 275,044,374	\$ 283,103,827	\$ 279,320,163	\$ 291,705,260	\$ 288,994,125	\$ 289,507,433

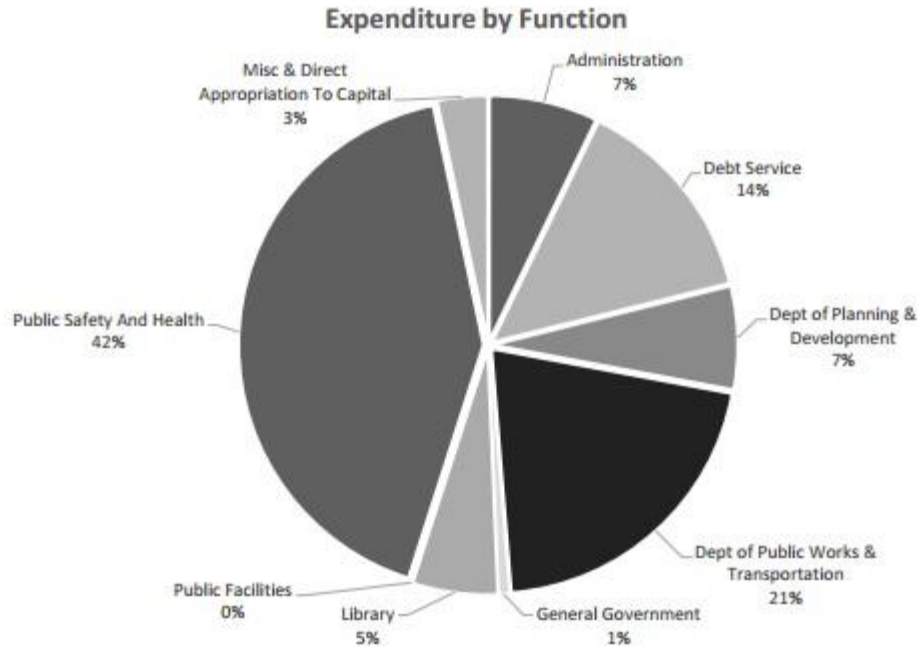
Expenditure by Function



Finance

EXPENDITURE SUMMARY BY FUNCTION

Function	2014 Actual	2015 Adopted	2015 Projected	2016 Request	2016 Executive	2016 Adopted
Administration	19,040,345	19,392,809	18,724,568	19,974,303	20,570,650	20,809,327
Debt Service	37,027,412	37,669,343	37,671,966	40,635,303	40,635,302	40,476,749
Dept of Planning & Development	19,202,320	19,865,566	19,205,176	19,048,474	19,713,648	19,761,403
Dept of Public Works & Transportation	61,174,585	62,488,724	61,754,148	65,667,210	60,633,598	60,207,745
General Government	1,966,326	1,800,565	1,743,080	1,924,938	1,924,938	1,894,410
Library	14,513,083	15,453,333	15,273,840	15,918,304	16,078,171	16,288,836
Public Facilities	-	-	(87,276)	-	-	-
Public Safety And Health	114,149,313	119,011,054	117,504,681	120,037,321	120,893,853	121,011,861
Misc & Direct Appropriation To Capital	7,970,990	7,972,433	8,079,980	9,049,407	9,093,965	9,607,102
Total	\$ 275,044,374	\$ 283,653,827	\$ 279,870,163	\$ 292,255,260	\$ 289,544,125	\$ 290,057,433
Anticipated General Fund Lapse	-	(550,000)	(550,000)	(550,000)	(550,000)	(550,000)
TOTAL EXPENDITURES	\$ 275,044,374	\$ 283,103,827	\$ 279,320,163	\$ 291,705,260	\$ 288,994,125	\$ 289,507,433



What is the budget for the City?
How much money does the City
spend in one year?

\$585,355,100

- Operating Budget: money spent on salaries (paying workers), supplies, fuel for City vehicles, etc.
- Capital Budget: money borrowed for road construction, buildings, water towers, trucks, etc

Operating Budget: \$289,507,433

Capital Budget: \$295,847,667

Total: \$585,355,100

(2016 budget)

Human Resources

- Hiring of City workers
- Training of City workers
- Manage benefits for workers such as health and dental insurance

[Human Resources](#)



Information Technology

- Take care of City's computer systems
- Hardware (computers)
- Software (programs that run on computers)
- Web pages
- Email



[Information Technology](#)

Metro Transit



- Bus system: fixed route
- Paratransit: for people with disabilities

[Metro Transit](#)



Planning

- Prepare plans for the City and neighborhoods
- Help neighborhood residents comment on developments
- Help developers and builders with approval process
- Save historic buildings

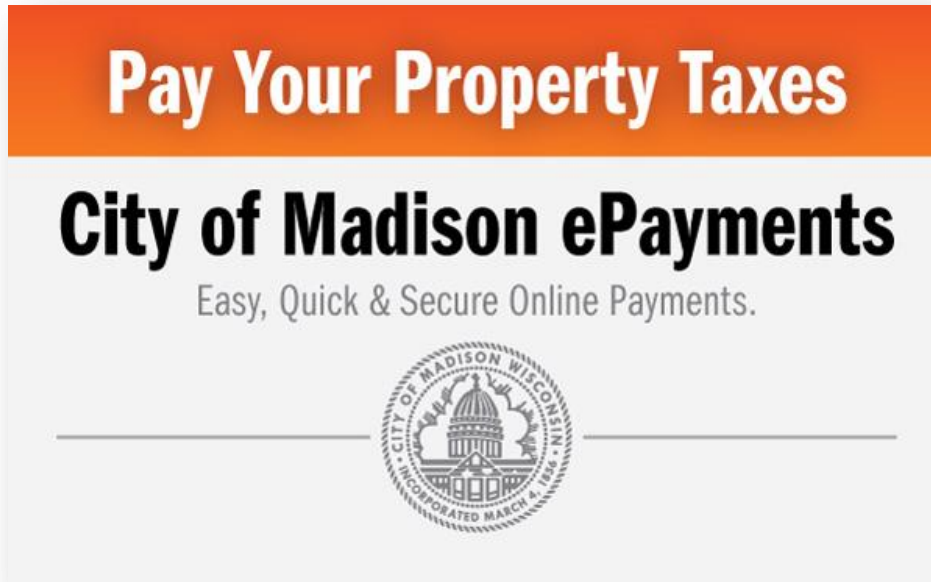


Planning

Imagine Madison

What do you want Madison to look like when you are grown up?

Treasurer



- Collects payments made to the City
- Taxes
- Bills (water bill)
- Dog and cat licenses
- Parking tickets

[Treasurer](#)

Zoning



Before



After

- Types, sizes, and placements of buildings
- Uses (housing, shops, factories, restaurants)
- Protection from effects of uses of neighboring properties (noise, pollution)

Who makes decisions for the
City of Madison?

The Mayor and the Common Council




Mayor Paul Soglin



[Mayor's Office](#)

- Manager of all City departments and workers
- Makes the budget (with help from Finance)
- Asks the Council to make changes in ordinances (laws of the City)
- Policymaker (policy is what the City will do, direction it is going)
- Elected by voters from the whole city every four years



Paul Soglin

- Originally from Chicago
- First elected to the Common Council in 1968
- First elected Mayor in 1973
- Elected nine times, most recently in 2015
- 51st, 54th and 57th Mayor of Madison
- State Street Mall
- Civic Center (now Overture Center)
- Monona Terrace
- Madison Public Market

Common Council



[Common Council](#)

- 20 members, one from each district (area of the City)
- Policymakers
- Vote on ordinances (City's laws)
- Vote on resolutions (things the City will do, policy, and honoring)
- Amend (make changes) and vote on budget
- Need 11 votes to pass something
- Meet two times a month, usually first and third Tuesdays
- Serve on committees
- Help residents of their districts
- Elected by voters of their districts every two years

Who is Alder, serves on the Council,
for District 14, Lincoln School?

Sheri Carter



Who is Alder for District 11,
Midvale School?

Tim Gruber



What does the flag of
Madison look like?



Thank you to Martin Gruber for agreeing to be in the photographs.







Thank you!



